

Govt J.M.P College, Takhatpur, Distt- Bilaspur (C.G.)

Student Satisfaction Survey

Year- 2019-20

The student satisfaction survey collects in depth data of students satisfaction with the teaching-learning, environment of the college. For students satisfaction survey regarding teaching, learning process, questionnaire prepared by the IQAC of the college. Questionnaires circulated to all the departments and then students through whatsapp group. This survey was taken on different attributes like basic facilities, Teaching experience, co-curricular activities, library facilities etc. There were 17 questions in these questionnaire& 4 parameters for each questions were given to the students. 342 students were participated in these survey. The students responses were collected through whatsapp group by all the departments of the college and analysed them.

Result of the Student Satisfaction Survey

Parameters for each questions-

1.Very Good, 2.Good,3.Satisfactory, 4.Less Satisfactory

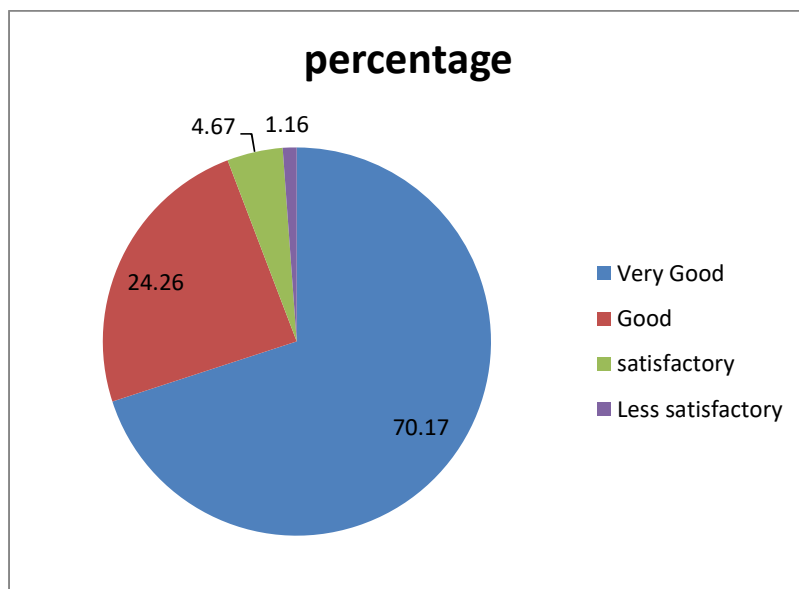
1. इस महाविद्यालय मे आपका अध्ययन अनुभव कैसा रहा?

1.70.17%

2.24.26%

3.4.67%

4.1.16%



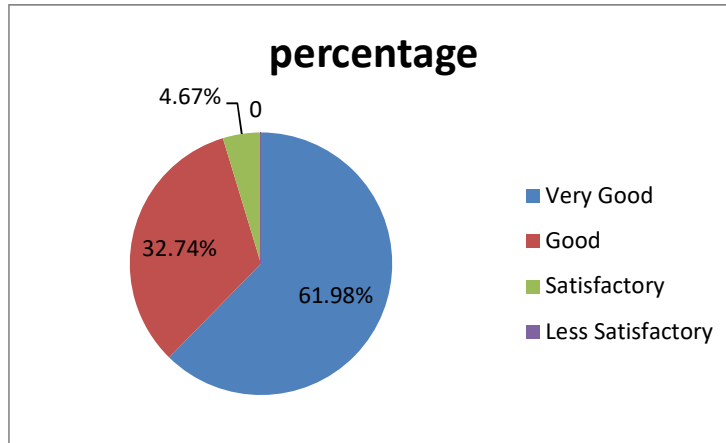
2. शिक्षको के द्वारा लक्ष्य निर्धारण हेतु मार्गदर्शन कैसा है?

1.61.98%

2.32.74%

3.4.67%

4.00



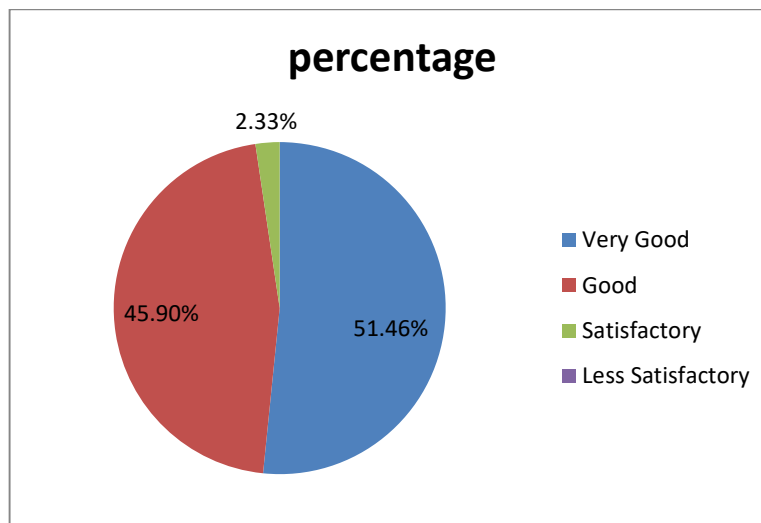
3. पाठ्येत्तर गतिविधियों में भाग लेने हेतु प्रोत्साहन कैसा रहा?

1.51.46%

2.45.90%

3.2.33%

4.0.29%



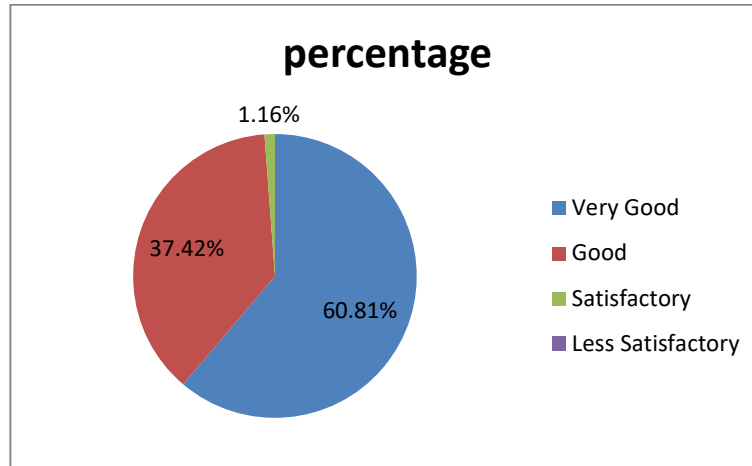
4. आंतरिक मूल्यांकन में निष्पक्षता से संतुष्ट हैं?

1. 60.81%

2. 37.42%

3. 1.16%

4. 0.58%



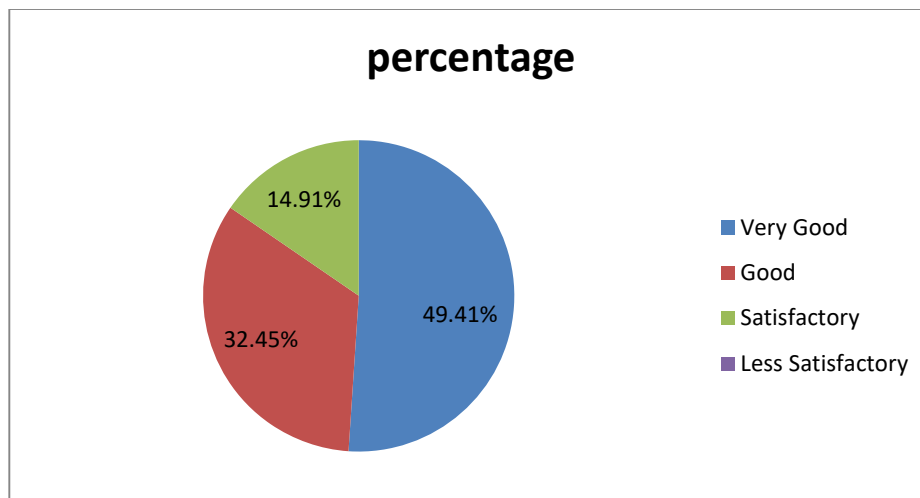
5. ग्रंथालय में पाठ्यक्रम से संबंधित पुस्तकें उपलब्ध हैं?

1. 49.41%

2. 32.45%

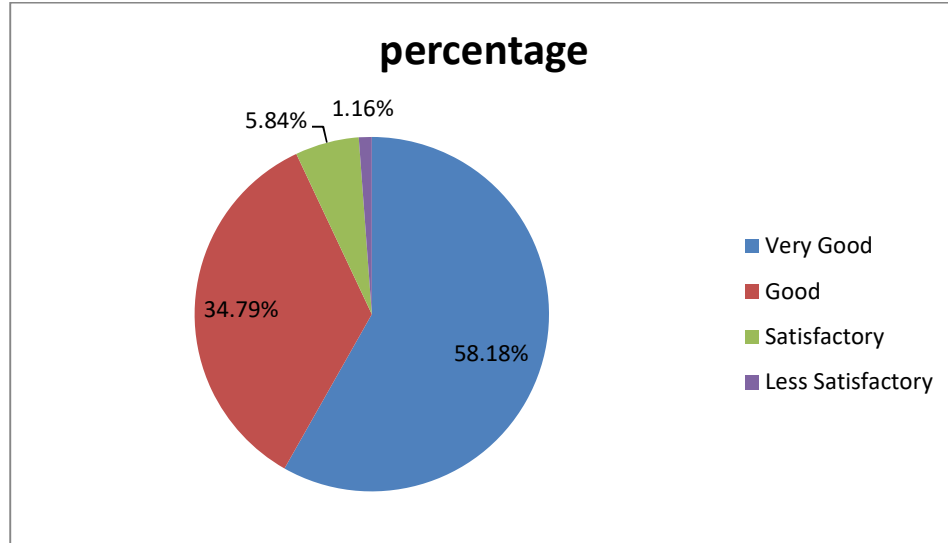
3. 14.91%

4. 3.21%



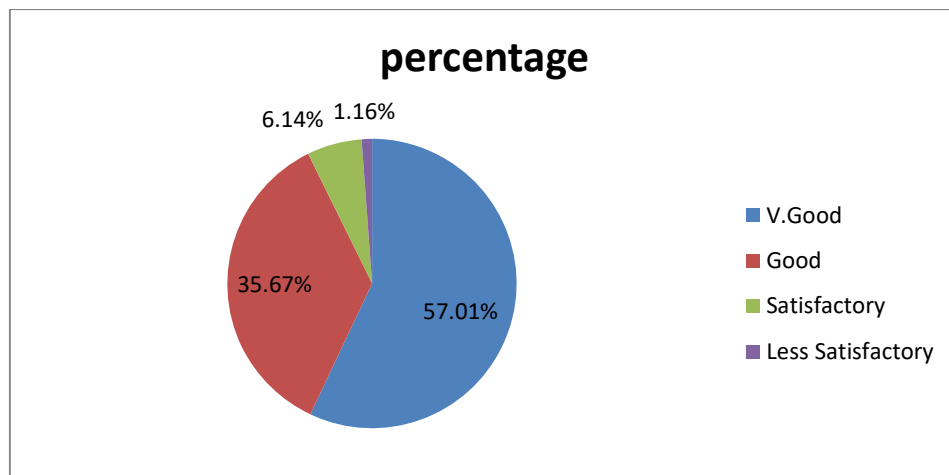
6. अध्यापन मे शैक्षणिक सहायक सामग्री व नवीन शिक्षा पद्धति का उपयोग किया जाता है?

1. 58.18%
2. 34.79%
3. 5.84%
4. 1.16%



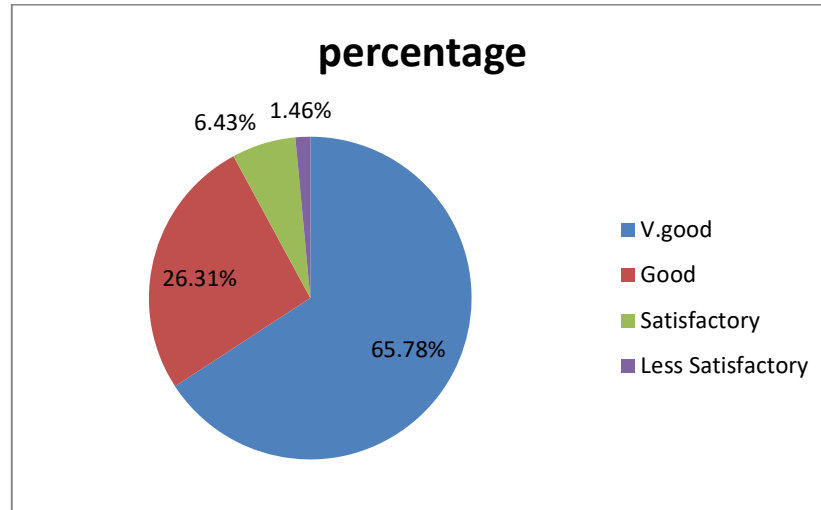
7. महाविद्यालय मे संपन्न विभिन्न (सांस्कृतिक / खेलकूद) गतिविधियां कैसी है?

1. 57.01%
2. 35.67%
3. 6.14%
4. 1.16%



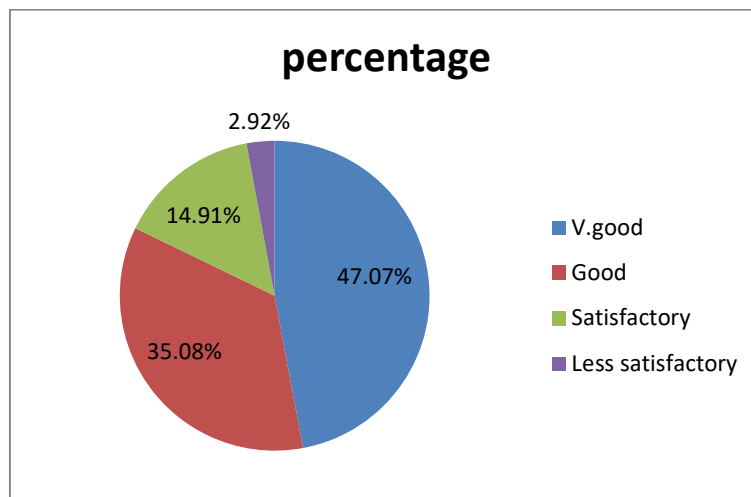
8. महाविद्यालय में एनसीसी का क्या प्रभाव रहा?

1. 65.78%
2. 26.31%
3. 6.43%
4. 1.46%



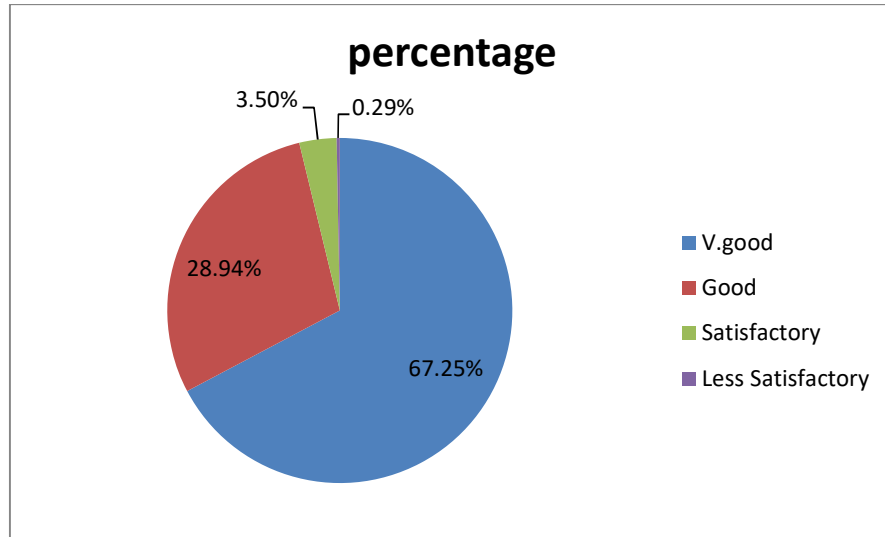
9. महाविद्यालय में संपूर्ण वातावरण का आप पर प्रभाव कैसा है?

1. 47.07%
2. 35.08%
3. 14.91%
4. 2.92%



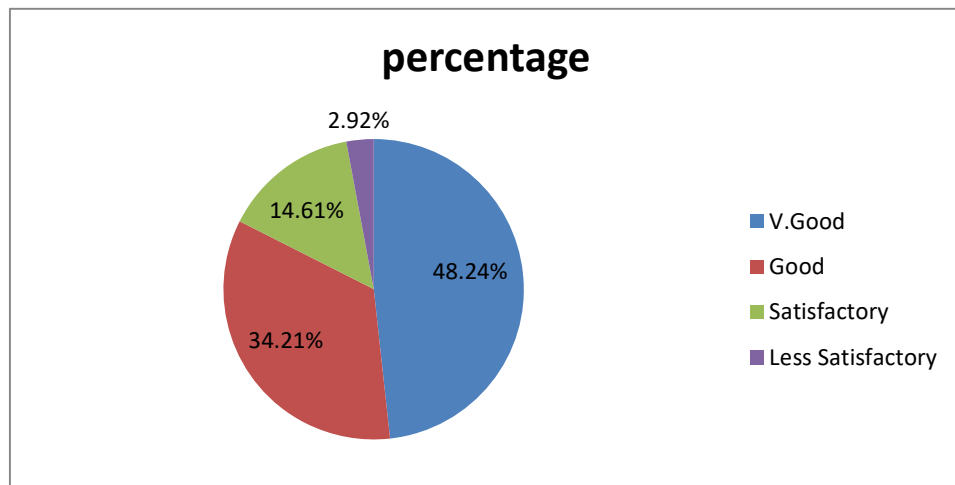
10. छात्रों में रुचि उत्पन्न करने में शिक्षक का मार्गदर्शन कैसा रहा?

1. 67.25%
2. 28.94%
3. 3.50%
4. 0.29%



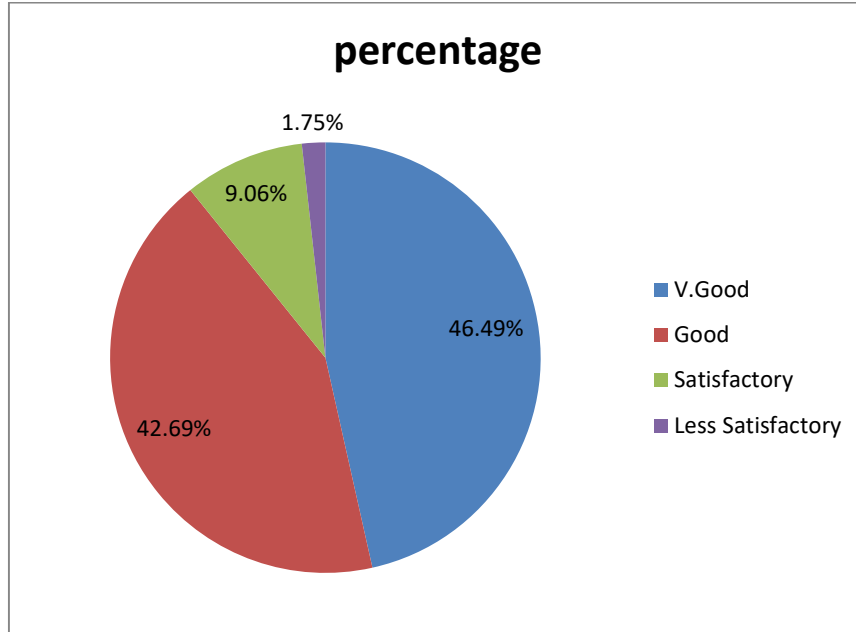
11. वैज्ञानिक दृष्टिकोण विकसित करने के प्रयास कैसे है?

1. 48.24%
2. 34.21%
3. 14.61%
4. 2.92%



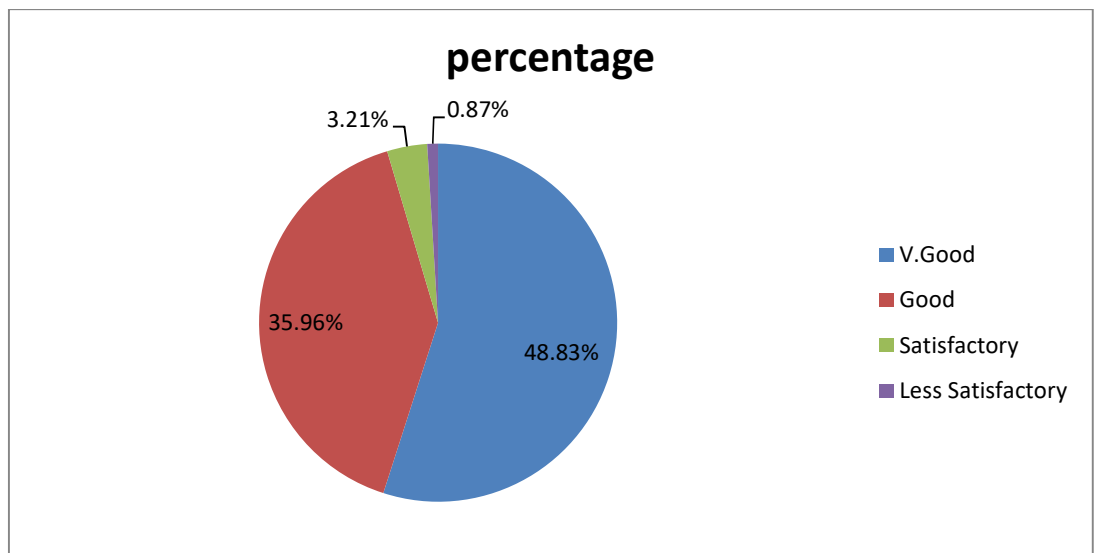
12. व्यक्तित्व विकास की दिशा में किए जा रहे प्रयास किस प्रकार हैं?

1. 46.49%
2. 42.69%
3. 9.06%
4. 1.75%



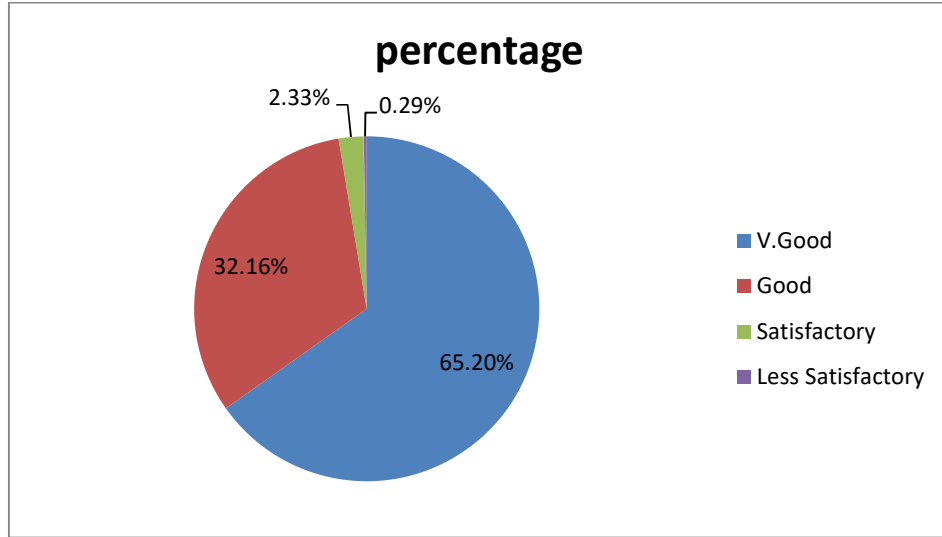
13. प्रयोगशाला व्यवस्था व प्रायोगिक सुविधा कैसी है?

1. 48.83%
2. 35.96%
3. 3.21%
4. 0.87%



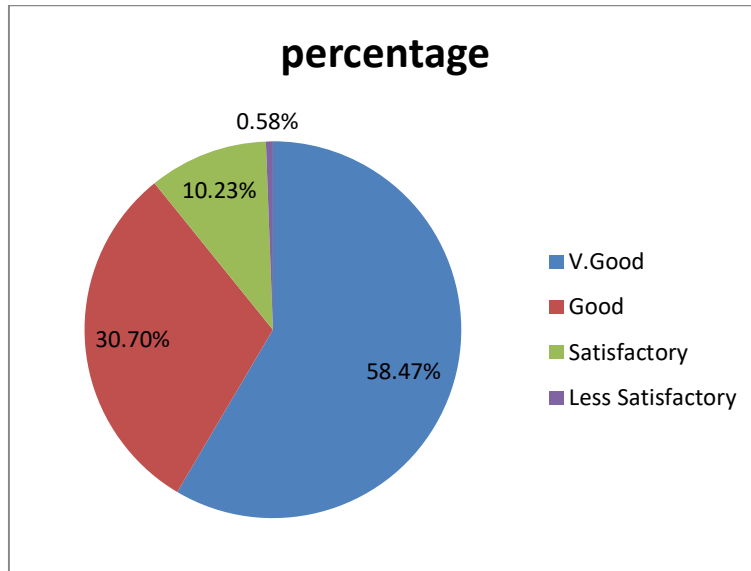
14. छात्र समस्या के समाधान हेतु शिक्षक का मार्गदर्शन कैसा है?

1. 65.20%
2. 32.16%
3. 2.33%
4. 0.29%



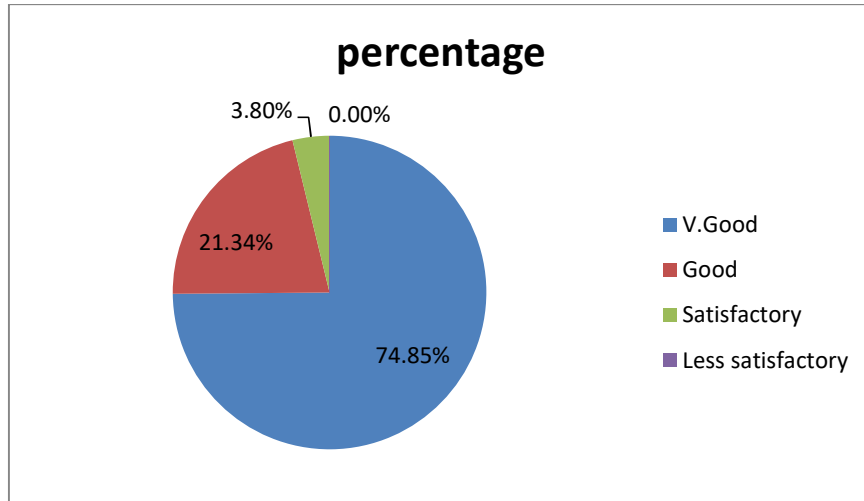
15. अध्यापन द्वारा प्रतियोगी परीक्षा की तैयारी का स्तर कैसा है?

1. 58.47%
2. 30.70%
3. 10.23%
4. 0.58%
- 5.



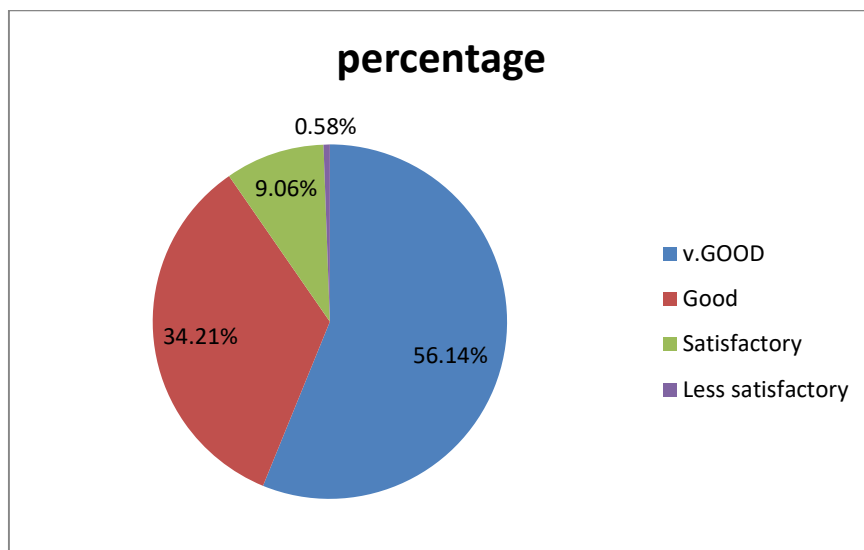
16. शिक्षक के संबंध में आपका समग्र अभिमत क्या है?

1. 74.85%
2. 21.34%
3. 3.80%
4. 00%



17. कार्यालयीन स्टाफ का छात्रों से सहयोग कैसा रहा?

1. 56.14%
2. 34.21%
3. 9.06%
4. 0.58%



SSS Analysis:-

The result of the survey show that 74.85% students responses very good for over all opinion about the teacher. 70.17% students strongly agree with the statement that teaching learning experience in the college is very good. 61-70% student appreciated the guidance of the teacher for develop interest & aim determination.

Outcomes of the survey:-

The result of the survey will help the college to understand the needs of the students and take action to improve the facilities wherever it is requires. The feedback of the survey will provide a base for planning for the future.